


ARE YOU MINIMIZING YOUR SITE'S DOWNTIME?


effectively manage your PRV service and setting



IN-SHOP SERVICE




- Shutdown / block off PRV
- Remove valves for servicing or testing
 - Send to warehouse for shipping to service provider
- Load truck; freight company brings to service vendor
- *Risk of time delay and valve damage
- Service provider receives and completes required scope
- Vendor loads truck; freight company returns valves
- *Risk of time delay and valve damage
- Re-installation of valves
 - Execute start up



MOBILE VALVE UNIT



- Shutdown / block off PRV
- Remove valves for servicing or testing
 - Drop off at on-site MVU
- Service vendor receives and completes required scope
- Re-installation of valves
 - Execute start up



ASSIST LIFT DEVICE



- Service vendor completes required scope in-situ
- *No product loss or downtime



CONTACT INFORMATION

Adam Bowering, Valve Manager
abowering@tarponenergy.com 1-780-573-5576